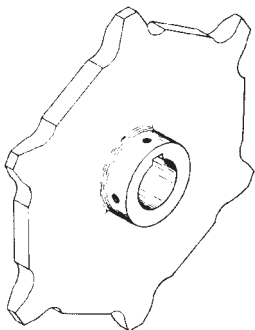


# Sprockets

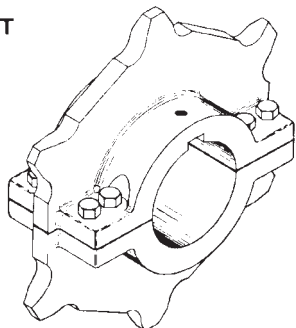
Sprockets can be supplied in Grey Iron, Ductile Iron, Cast Steel or fabricated from high carbon Steel. Available in Solid, Split, Removable Rim or Split Removable Rim. All surfaces of the sprockets that contact the chain are hardened or chilled.

## FABRICATED STEEL SPROCKETS

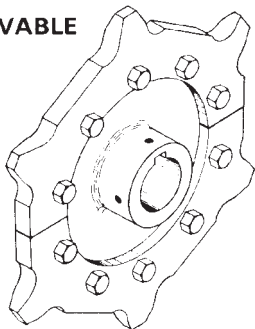
SOLID



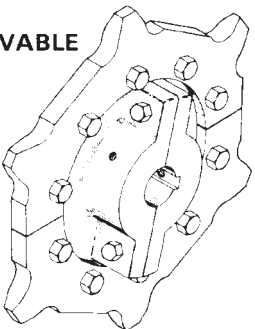
SPLIT



REMOVABLE RIM



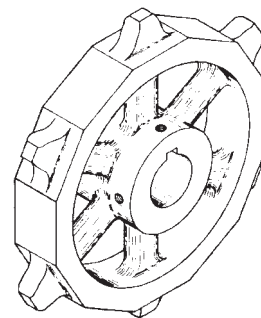
SPLIT REMOVABLE RIM



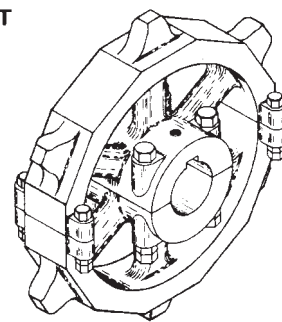
Chain	Teeth	Pitch Dia.
X-348	3	6.00
	4	7.83
	5	9.71
	6	11.59
	9	17.28
458/X-458	3	8.00
	4	10.45
	5	12.94
	6	15.45
	7	17.97
468	8	20.50
	9	23.03
	4	10.45
	5	12.94
	6	15.45
X-658	7	17.97
	8	20.50
	9	23.03
	4	15.68
	5	19.41
678/X-678	6	23.18
	7	26.96
	8	30.75
	9	34.56
	698	4
5		19.41
6		23.18
7		26.96
8		30.75
998	9	34.56
	4	23.52
	5	29.12
	6	34.77
	7	40.45
9118	8	46.13
	4	23.52
	5	29.12
	6	34.77
	7	40.45
9148	4	23.52
	5	29.12
	6	34.77
	7	40.45

## CAST IRON CHAIN SAVER SPROCKETS

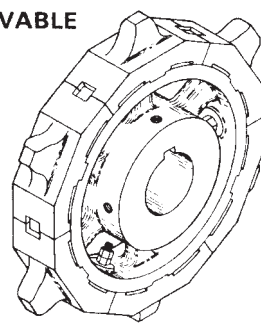
SOLID



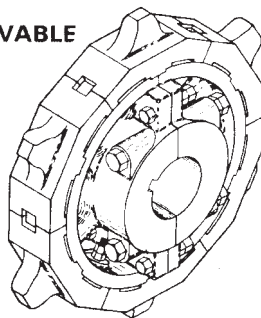
SPLIT



REMOVABLE RIM



SPLIT REMOVABLE RIM



**WILMOT**  
COMPANY, INC.



**Call 1-888-5WILMOT**  
**Fax 1-570-443-7594**  
**www.wilmotco.com**